

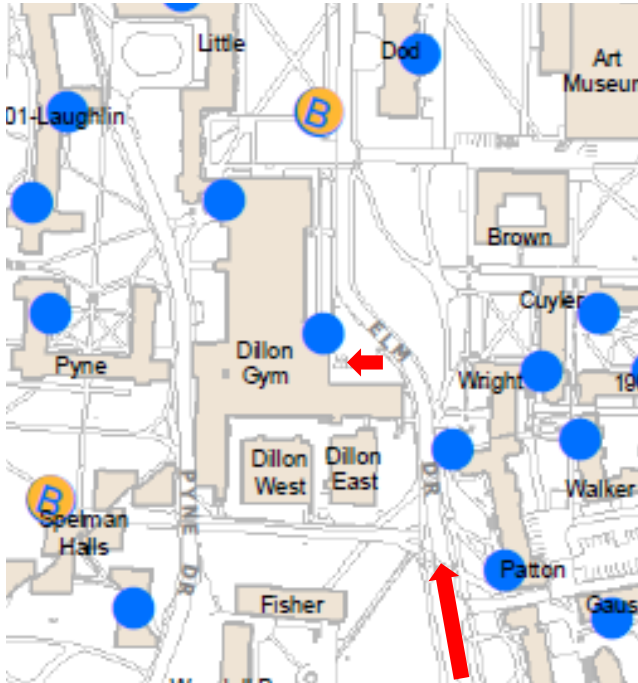
DILLON GYM

GPS COORDINATES: 40.34571, -74.65881

ACCESS: By reservation through the Sport Club office and Associate Director for Campus Recreation for Facilities

VENUE DIRECTIONS: Take Elm Drive past the guard tower. Follow Elm Drive until arrive at Dillon Gym on the left.

MAP:



VENUE ENTRANCE: For emergencies **in main gym**, enter Dillon Gym through the main entrance on the North side of the building. Proceed through the lobby and up the flight of stairs to enter the main gym.

EMERGENCY PERSONNEL: Dillon Gym Front Desk Staff are available during operating hours. Sport Club CPR/First Aid/AED certified members may be on site to provide care. Contact Public Safety EMT and Public Safety Officers for assistance with any emergencies **(609)-258-3333**.

EMERGENCY COMMUNICATION: Dillon Front Desk Staff will assist in contacting emergency personnel. Sport Club leadership and CPR/First Aid certified members, as well as athletics staff may carry a cell phone for emergency use. There are also Emergency phone's located in both locker rooms and sporadically down the hallway of A Level.

EMERGENCY EQUIPMENT: Sport Club teams may have access to a first aid kit. Dillon Gym front desk has first aid supplies. An AED is located on the main floor next to the lobby entrance, on the wall nearest the west stairs to locker rooms. An AED is located next to the entrance to Stephens Fitness Center.

Lifeguards will have access to a first aid kit. An AED is located at the Dillon pool deck. Floatable backboards are located on the pool deck next to the lifeguard stand.

ROLE OF FIRST RESPONDERS: Ensure scene is safe

1. Provide immediate care to injured athlete
2. Designate an individual to contact Public Safety at **609-258-3333** (using cell phone)
 - If cell phone is not available, caller can dial 911 from an on-campus phone or a blue light phone
 - Caller will provide the following information:




- Name, address, telephone number of the caller
 - Number of individuals injured
 - Condition of injured individual(s)
 - First aid treatment initiated by first responder
 - Specific directions (see below) to the facility and the injured person
 - Other information as requested by dispatcher
 - Do not hang up until instructed to by dispatcher
- Public Safety will contact EMS
3. Retrieve emergency equipment
 - Designate an individual to retrieve AED from AED locations, the emergency equipment from the front desk
 4. Assist EMS to scene
 - Designate an individual to work with Dillon Front Desk Staff to direct Emergency personnel to correct entrance
 5. Crowd control
 - Designate an individual to move the uninjured away from the scene
 6. Follow up
 - Follow post-incident procedures

STORM SAFETY LOCATION: Dillon Gym

LAST REVISED: 3/2017

PLANNED REVIEW: 3/2018

LEGEND

SYMBOL	MEANING
	Emergency vehicle access
	Blue Light emergency phone
	Lightning shelter

The above symbols will be used consistently throughout all plans. Additional information may be indicated in conjunction with the symbols on venue specific Injury in Sport Emergency Response Plans.