

JADWIN GYM – E LEVEL

INDOOR TENNIS COURTS

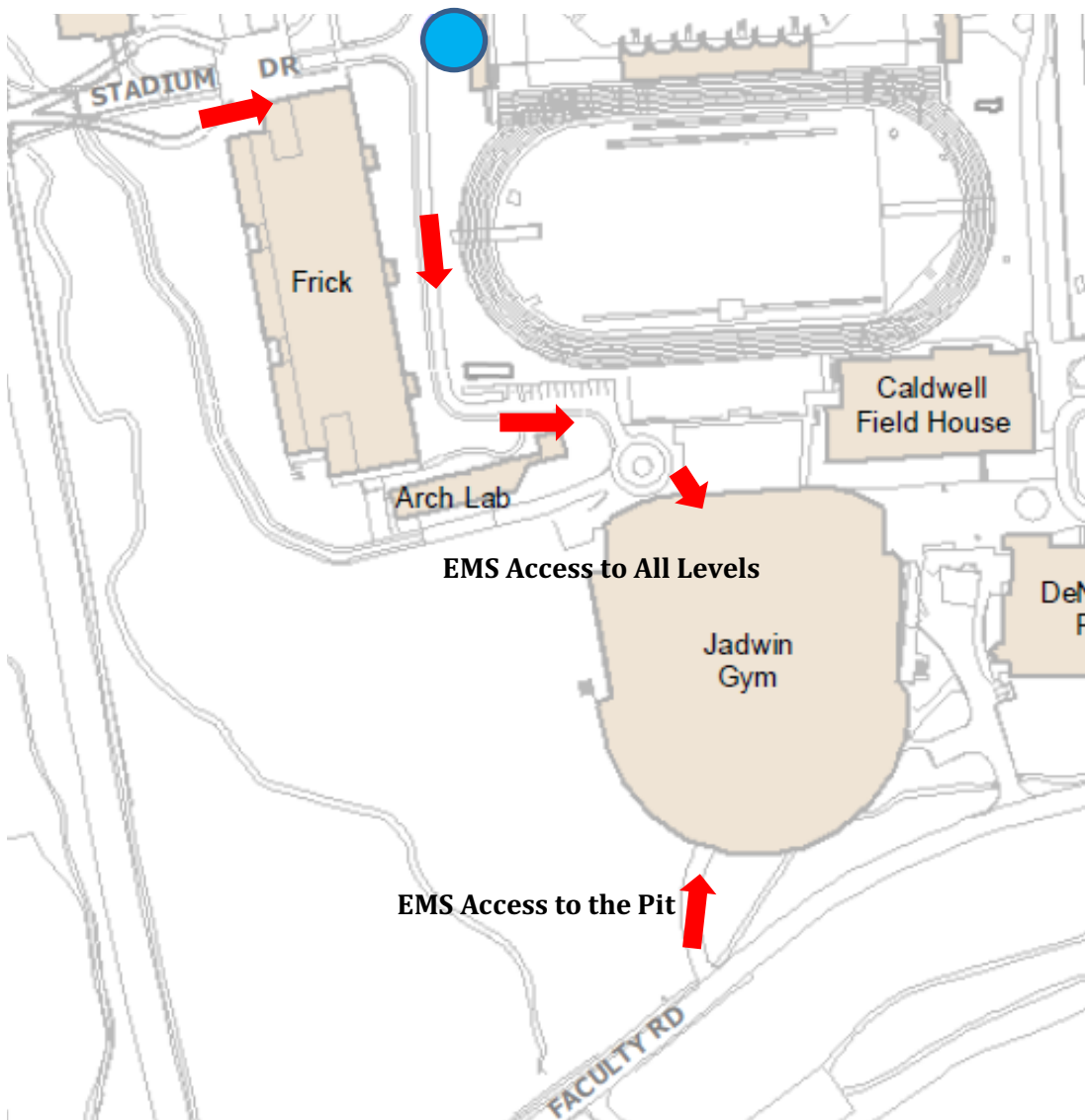
GPS COORDINATES: 40.343404, -74.648591

ACCESS: Salto and Key 132F1

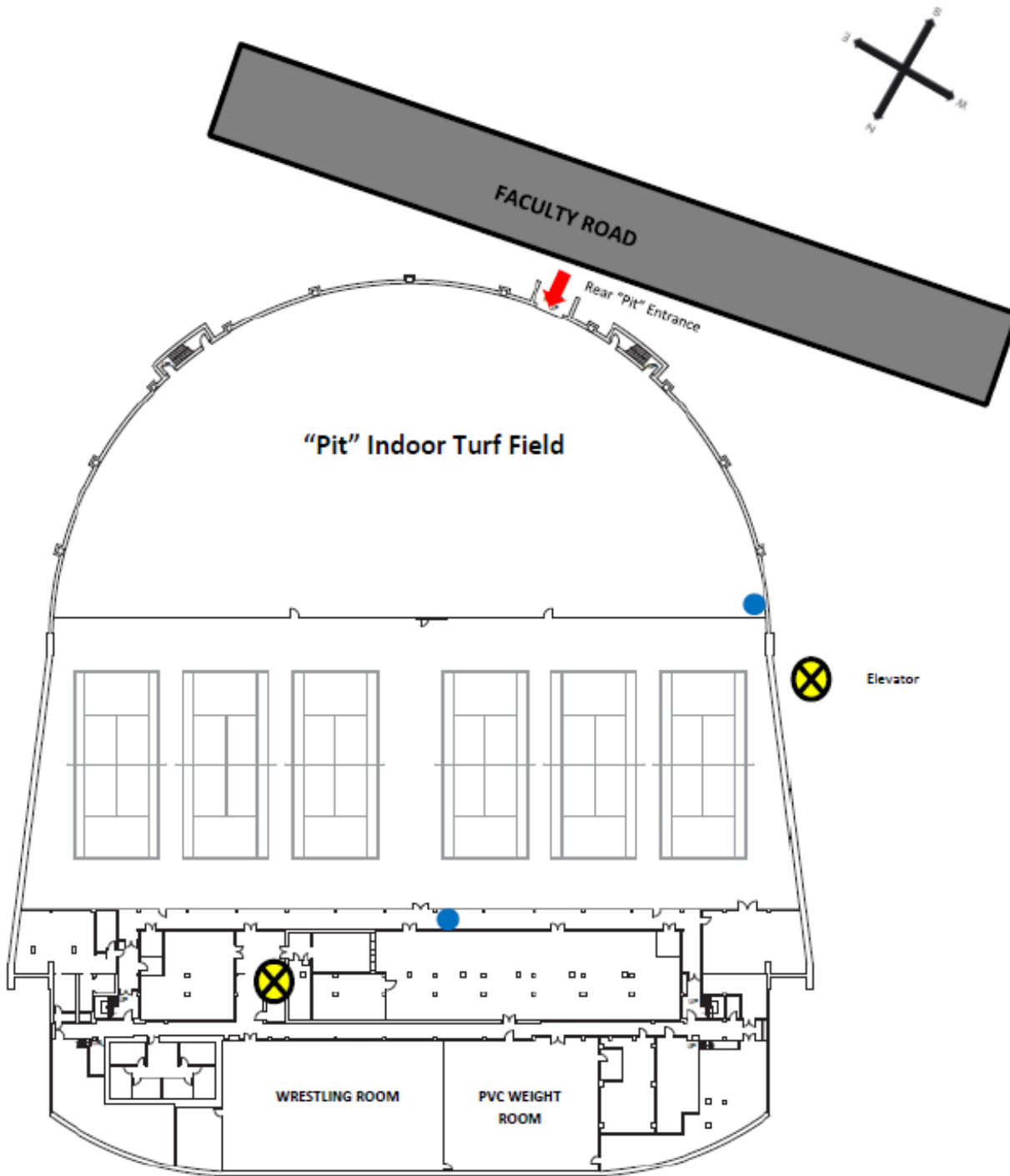
VENUE DIRECTIONS: For EMS, there are two main entrances to Jadwin Gym:

- North Entrance- To access the main lobby and elevator of Jadwin Gym, use Washington Road. From Washington Road turn right at Streicker Bridge onto Stadium Drive, Make a right at the T heading south, proceed until road ends at traffic circle in front of Jadwin Gym.
- South Entrance – To access the Pit for Indoor turf/softball/baseball/track throwing, use Jadwin Gym South entrance off of Faculty Road (See entrance location on venue map)

MAP:



VENUE ENTRANCE: For emergencies occurring in the “Pit” and the indoor tennis courts, EMS access is through the door on the South side of Jadwin Gym. This door enters directly to these areas.



EMERGENCY PERSONNEL: Jadwin Gym Front Desk staff located in the lobby of Jadwin are available to help with any emergencies. Public Safety EMT and Public Safety Officers should be contacted for assistance with any emergencies **(609)-258-3333**.

EMERGENCY COMMUNICATION: Sport Club leadership and CPR/First Aid certified members, as well as athletics staff may carry a cell phone for emergency use. As a backup, blue light phones are located on south wall of indoor tennis facility and in the “Pit” on West wall

EMERGENCY EQUIPMENT: Sport Club teams may have access to a first aid kit. A permanent AED is mounted next to the elevator on the main level and D level of Jadwin Gym.

ROLE OF SPORT CLUB CPR CERTIFIED MEMBERS AND FIRST RESPONDERS:



1. Ensure scene is safe
2. Provide immediate care to injured athlete
3. Designate an individual to contact Public Safety at **609-258-3333** (using cell phone)
 - If cell phone is not available, caller can dial 911 from an on-campus phone or a blue light phone
 - Caller will provide the following information:
 - *Name, address, telephone number of the caller*
 - *Number of individuals injured*
 - *Condition of injured individual(s)*
 - *First aid treatment initiated by first responder*
 - *Specific directions (see below) to the facility and the injured person*
 - *Other information as requested by dispatcher*
 - *Do not hang up until instructed to by dispatcher*
 - Public Safety will contact EMS
4. Retrieve emergency equipment
 - Designate an individual to retrieve the First Aid kit and AED
5. Assist EMS to scene
 - Designate an individual to meet ambulance at either front entrance of Jadwin Gym (PVC Weight Room, Wrestling Room) or at entrance to Jadwin Gym rear door on Faculty Rd ("Pit" Multi-Purpose Turf and Indoor Tennis Courts).
6. Crowd control
 - Designate an individual to move the uninjured away from the scene
7. Follow up
 - Follow post-incident procedures (pg.53)

STORM SAFETY LOCATION: Jadwin Gym

LAST REVISED: 3/2017 KRS

PLANNED REVIEW: 3/2018

LEGEND

SYMBOL	MEANING
	Emergency vehicle access
	Blue Light emergency phone
	Lightning shelter

The above symbols will be used consistently throughout all plans. Additional information may be indicated in conjunction with the symbols on venue specific Injury in Sport Emergency Response Plans.