

JADWIN GYM – C/D LEVEL

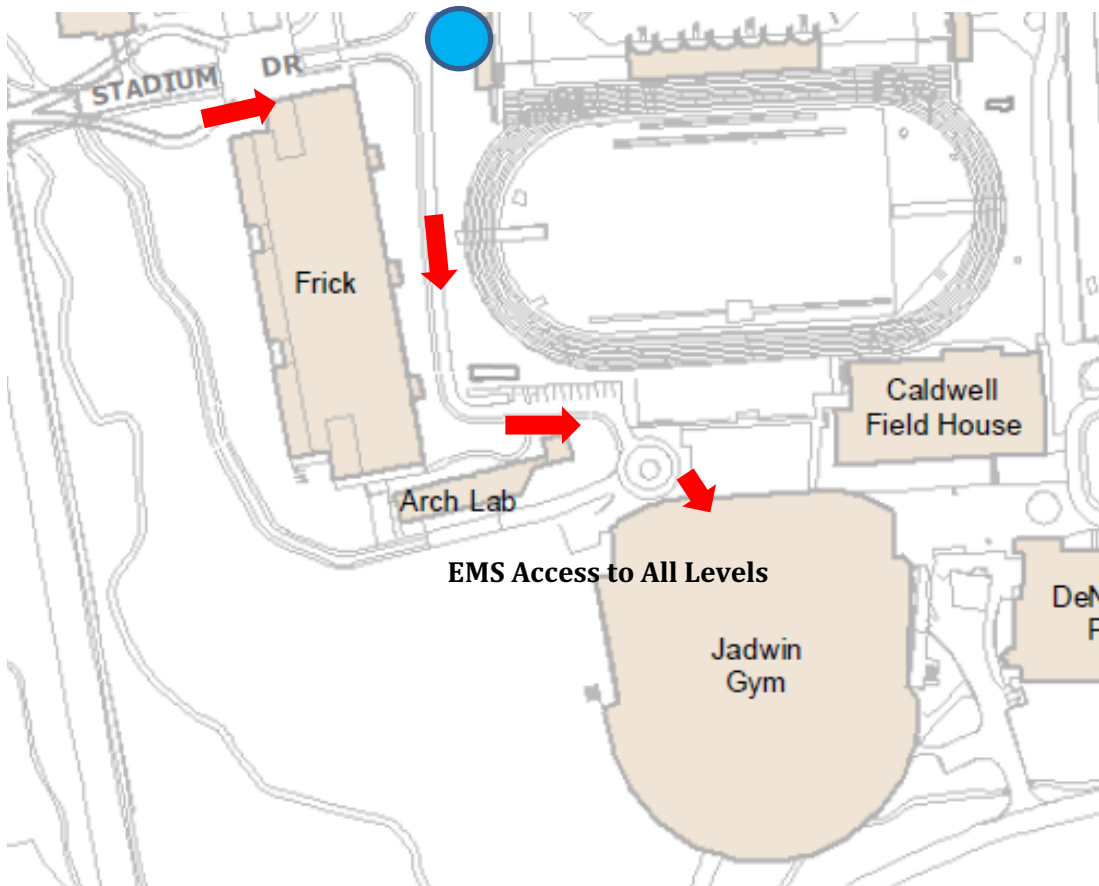
SQUASH COURTS (STANDS – C LEVEL, COURT ENTRANCE – D LEVEL)

GPS COORDINATES: 40.343404, -74.648591

ACCESS: By reservation through Sport Club office and Jadwin Gym Director of Operations

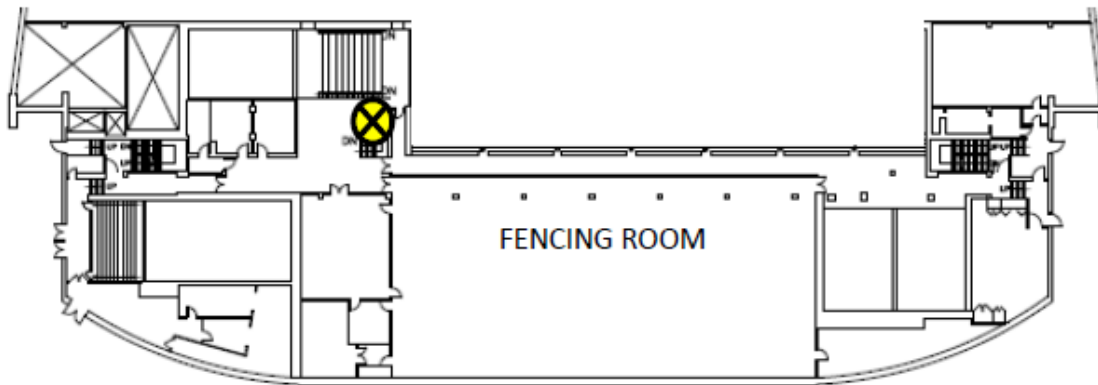
VENUE DIRECTIONS For EMS: To access the main lobby and elevator of Jadwin Gym, use Washington Road. From Washington Road turn right at Strecker Bridge onto Stadium Drive, Make a right at the T heading south, proceed until road ends at traffic circle in front of Jadwin Gym. Enter through the north doors

MAP:

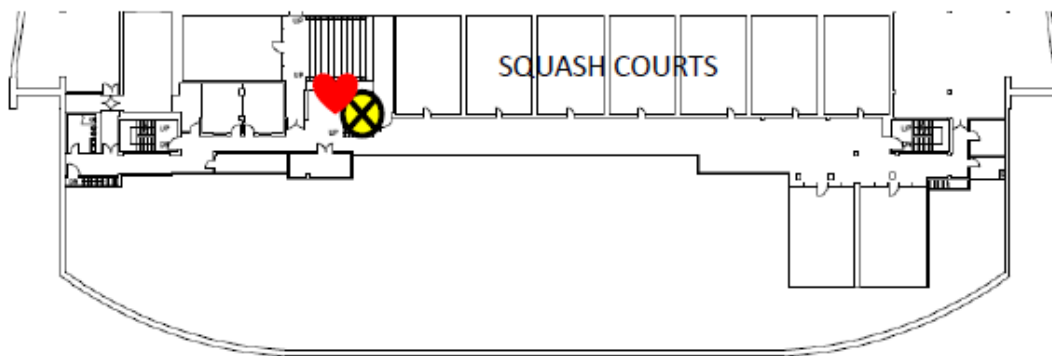


VENUE ENTRANCE: EMS access through the north door of Jadwin Gym. Once inside, proceed to the elevator in the South East corner of the lobby. Take the elevator down to the appropriate level.

C LEVEL (Fencing, Squash Spectator)



D LEVEL (Squash)



EMERGENCY PERSONNEL: Jadwin Gym Front Desk staff located in the lobby of Jadwin are available to help with any emergencies. Public Safety EMT and Public Safety Officers should be contacted for assistance with any emergencies **(609)-258-3333**.

EMERGENCY COMMUNICATION: Sport Club leadership and CPR/First Aid certified members, as well as athletics staff may carry a cell phone for emergency use. As a backup, a landline telephone is located at the front desk in Jadwin Lobby and a blue light phone is located on the south gate of the E Level Indoor Tennis Courts.

EMERGENCY EQUIPMENT: A permanent AED is located next to the elevator on the main level and D level of Jadwin Gym.

ROLE OF FIRST RESPONDERS:




1. Ensure scene is safe
2. Provide immediate care to injured athlete
3. Designate an individual to contact Public Safety at **609-258-3333** (using cell phone)
 - If cell phone is not available, caller can dial 911 from an on-campus phone or a blue light phone
 - Caller will provide the following information:
 - *Name, address, telephone number of the caller*
 - *Number of individuals injured*
 - *Condition of injured individual(s)*
 - *First aid treatment initiated by first responder*
 - *Specific directions (see below) to the facility and the injured person*
 - *Other information as requested by dispatcher*
 - *Do not hang up until instructed to by dispatcher*
 - Public Safety will contact EMS
4. Retrieve emergency equipment
 - Designate an individual to retrieve the First Aid kit and AED
5. Assist EMS to scene
 - Designate an individual to meet ambulance at front entrance of Jadwin to escort to scene.
6. Crowd control
 - Designate an individual to move the uninjured away from the scene
7. Follow up
 - Follow post-incident procedures (pg.53)

STORM SAFETY LOCATION: Jadwin Gym

LAST REVISED: 3/2017

PLANNED REVIEW: 3/2018

LEGEND

SYMBOL	MEANING
	Emergency vehicle access
	Blue Light emergency phone
	Lightning shelter

The above symbols will be used consistently throughout all plans. Additional information may be indicated in conjunction with the symbols on venue specific Injury in Sport Emergency Response Plans.