

WEST WINDSOR FIELDS –

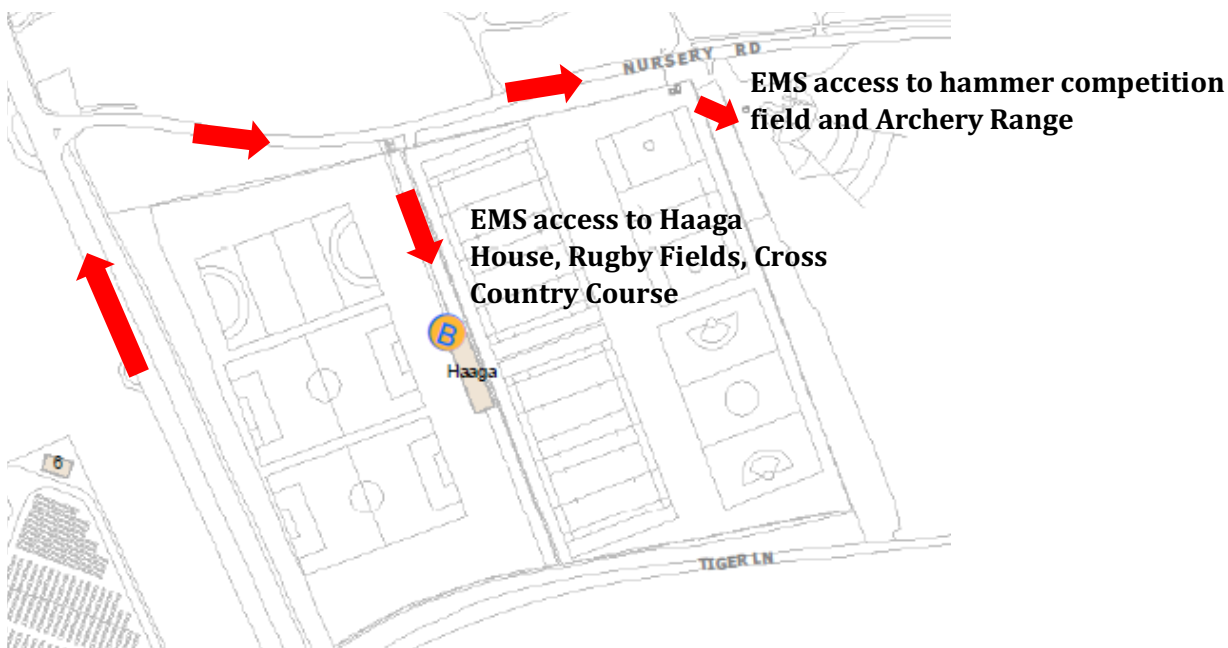
FRONT FIELDS, RUGBY, CROSS COUNTRY COURSE, ARCHERY

GPS COORDINATES: 40.338252, -74.643946

ACCESS: By reservation through Campus Recreation and Manager of Intercollegiate Programming

VENUE DIRECTIONS: EMS will proceed down Washington Road, and turn right onto Nursery Road past the West Windsor Fields. EMS will drive up Nursery Road until they reach the appropriate venue entrance.

MAP:



VENUE ENTRANCE: There are two emergency access points to the West Windsor Fields.

For emergencies occurring **on the rugby fields, cross country course, or at the Haaga House**, EMS should proceed up Nursery Road until they reach the gravel path on the right. Then follow the gravel path until they reach the appropriate venue.

For emergencies occurring **on the hammer competition field**, EMS should proceed up Nursery road past the rugby fields. The hammer competition field will be on the right.

EMERGENCY PERSONNEL: Sport Club CPR/First Aid/AED certified members may be on site to provide care. Contact Public Safety EMT and Public Safety Officers for assistance with any emergencies **(609)-258-3333**.

EMERGENCY COMMUNICATION: Sport Club leadership and CPR/First Aid certified members, as well as athletics staff may carry a cell phone for emergency use. As a backup, there is a blue light phone located at the center of the Haaga House.

EMERGENCY EQUIPMENT: Sport Club teams may have access to a first aid kit. At all times an AED is available by contacting Public Safety.

ROLE OF FIRST RESPONDERS:



1. Ensure scene is safe
2. Provide immediate care to injured athlete
3. Designate an individual to contact Public Safety at **609-258-3333** (using cell phone)
 - If cell phone is not available, caller can dial 911 from an on-campus phone or a blue light phone
 - Caller will provide the following information:
 - *Name, address, telephone number of the caller*
 - *Number of individuals injured*
 - *Condition of injured individual(s)*
 - *First aid treatment initiated by first responder*
 - *Specific directions (see below) to the facility and the injured person*
 - *Other information as requested by dispatcher*
 - *Do not hang up until instructed to by dispatcher*
 - Public Safety will contact EMS
4. Retrieve emergency equipment
5. Assist EMS to scene
 - Designate an individual to meet ambulance at entrance to fields on Nursery or Tiger Ln.
6. Crowd control
 - Designate an individual to move the uninjured away from the scene
7. Follow up
 - Follow post-incident procedures

STORM SAFETY LOCATION: Teams and spectators should find shelter in their vehicles.

LAST REVISED: 3/2017

PLANNED REVIEW: 3/2018

LEGEND

SYMBOL	MEANING
	Emergency vehicle access
	Blue Light emergency phone
	Lightning shelter

The above symbols will be used consistently throughout all plans. Additional information may be indicated in conjunction with the symbols on venue specific Injury in Sport Emergency Response Plans.